

RESIDENTIAL ROOF REPORT

Client Information:

Xxxxxx
Ph:987-654-3210
Email:Xxxxxx@xxxx.xxx

Customer Information

Order No.0000

1234 St Name, City ST 00000



Table of Contents	Page
Aerial View	2
Summary	3
Area Storys	4
Property Views	5-6
Length Plans	7
Area Measurements	8
Pitch Values	9
Waste Factor	10
Street View	11

Client Information:
XXXXX

Ph:987-654-3210

Email:XXXXX@xxxx.xxx

Customer Information

1234 St Name, City ST 00000

Residential Roof Report

Order No.0000

Aerial View



Client Information:
XXXXX
Ph:987-654-3210
Email:XXXXX@xxxx.xxx

Customer Information
1234 St Name, City ST 00000

Residential Roof Report

Order No.0000

Summary of Lengths, Areas and Pitches Table

Total Area	75.22	Pitched Planes (Sq.)	75.22
Primary Pitch	5:12	Flat Planes (0:12) (Sq.)	0.00
Ridges (ft)	117	Valleys (ft)	148
Hips (ft)	375	Rakes + Eaves (ft)	599
Rakes (ft)	52	Step Flashing (ft)	111
Eaves (ft)	547	Total Skylights	0
Apron Flashing (ft)	22	Total Chimneys	0
Parapet Lengths (ft)	0	Solar Panels	0
Ridge + Hips (ft)	492	RTUs	0

Note : All measurements are rounded off to nearest square foot /linear foot where appropriate

Main Structure		Detached Building 1		Detached Building 2		Flat Roof 0:12 (Break Down)		Pitches table	
Total Area	7522	Total Area		Total Area		Total Area	0	Pitch/Slope	Area
Ridges (ft)	117	Ridges (ft)		Ridges (ft)		Ridges (ft)	0	5:12	7522
Hips (ft)	375	Hips (ft)		Hips (ft)		Hips (ft)	0	Total	7522
Rakes (ft)	52	Rakes (ft)		Rakes (ft)		Rakes (ft)	0		
Eaves (ft)	547	Eaves (ft)		Eaves (ft)		Eaves (ft)	0		
Valleys (ft)	148	Valleys (ft)		Valleys (ft)		Valleys (ft)	0		
Apron Flashing (ft)	22	Apron Flashing (ft)		Apron Flashing (ft)		Apron Flashing (ft)	0		
Step Flashing (ft)	111	Step Flashing (ft)		Step Flashing (ft)		Step Flashing (ft)	0		
Ridge + Hips (ft)	492	Ridge + Hips (ft)		Ridge + Hips (ft)		Ridge + Hips (ft)	0		
Rakes + Eaves (ft)	599	Rakes + Eaves (ft)		Rakes + Eaves (ft)		Parapet Lengths (ft)	0		

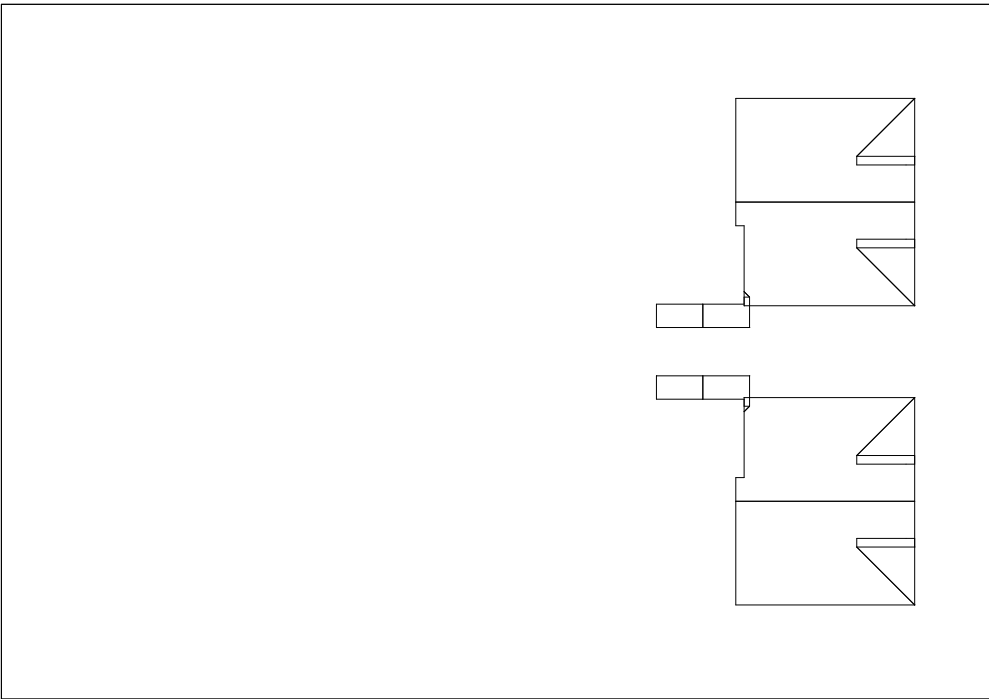
Client Information:
XXXXX
Ph:987-654-3210
Email:XXXXX@xxxx.xxx

Customer Information
1234 St Name, City ST 00000

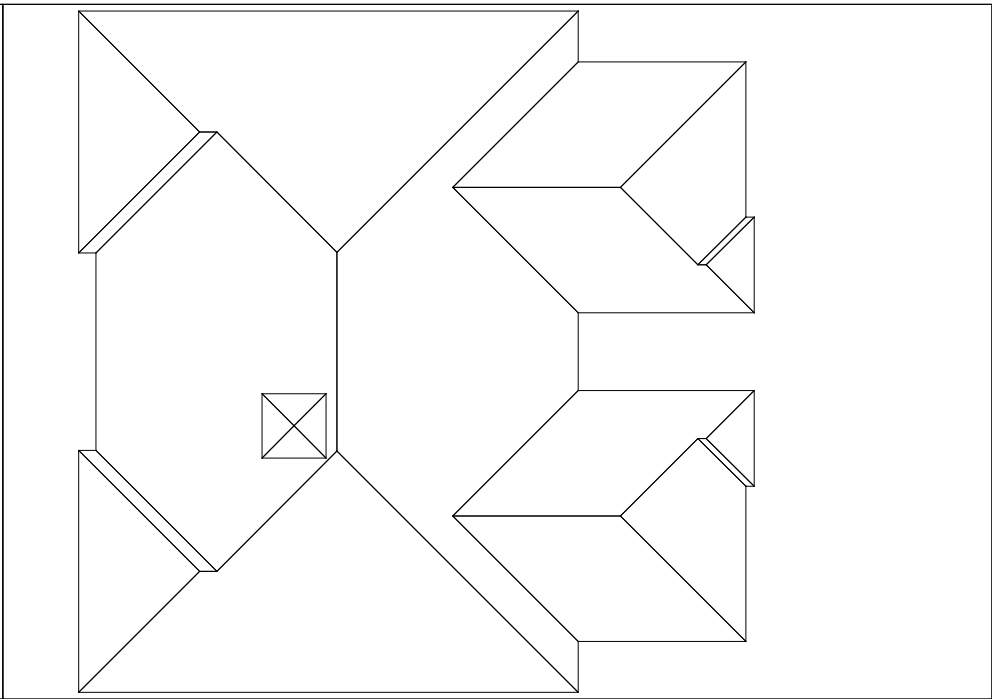
Residential Roof Report

Order No.0000

1st Story



2nd Story & Above



Pitches table

Pitch/Slope	Area
5:12	1182
Total	1182

Pitches table

Pitch/Slope	Area
5:12	6340
Total	6340

Client Information:
XXXXX

Ph:987-654-3210

Email:XXXXX@xxxx.xxx

Customer Information

1234 St Name, City ST 00000

Residential Roof Report

Order No.0000

Property Views



North View



South View

Client Information:
XXXXX

Ph:987-654-3210

Email:XXXXX@xxxx.xxx

Customer Information

1234 St Name, City ST 00000

Residential Roof Report

Order No.0000

Property Views



East View



West View

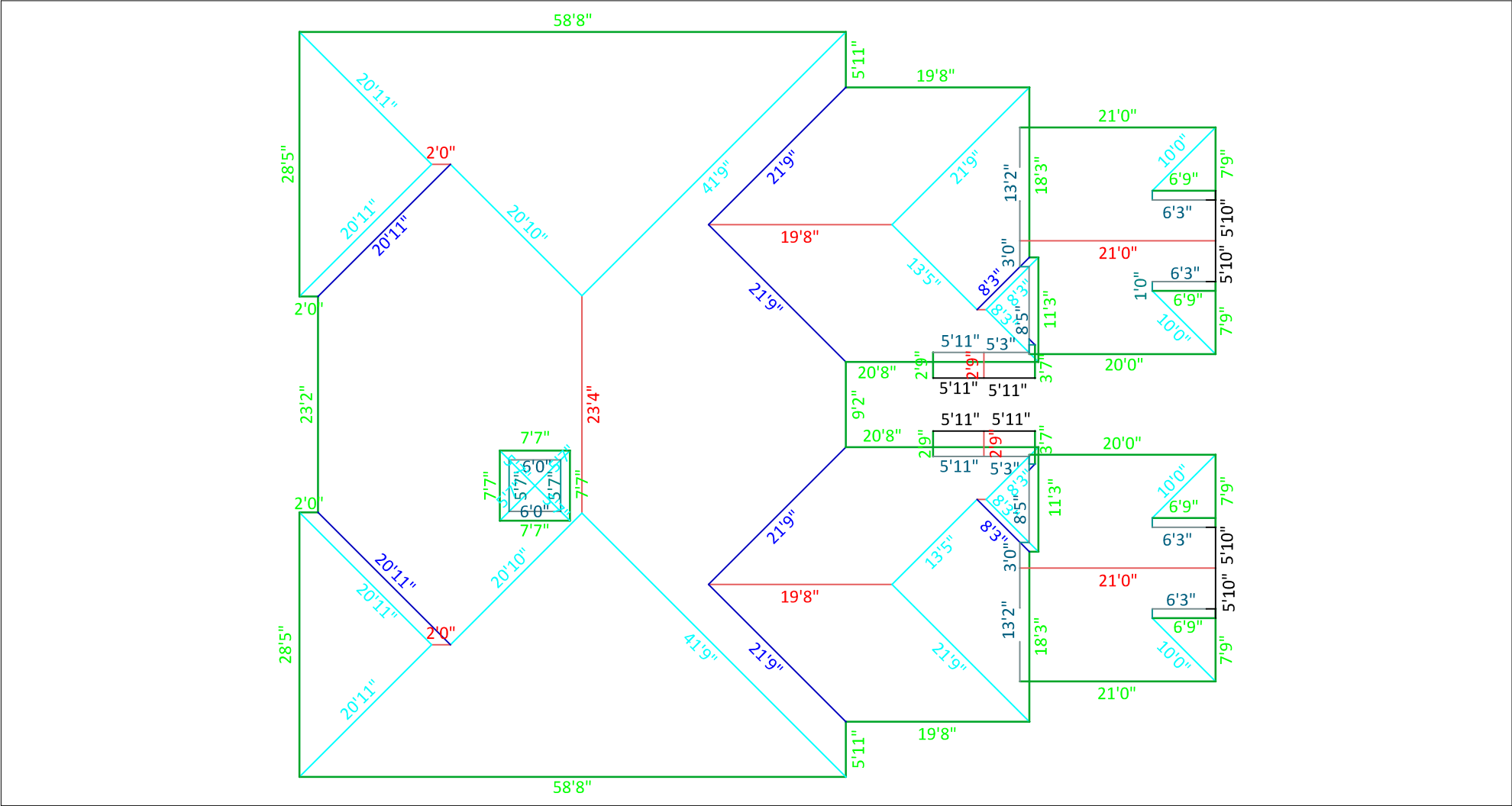
Client Information:
XXXXX
Ph:987-654-3210
Email:XXXXX@xxxx.xxx

Customer Information
1234 St Name, City ST 00000

Residential Roof Report

Order No.0000

Length Plan



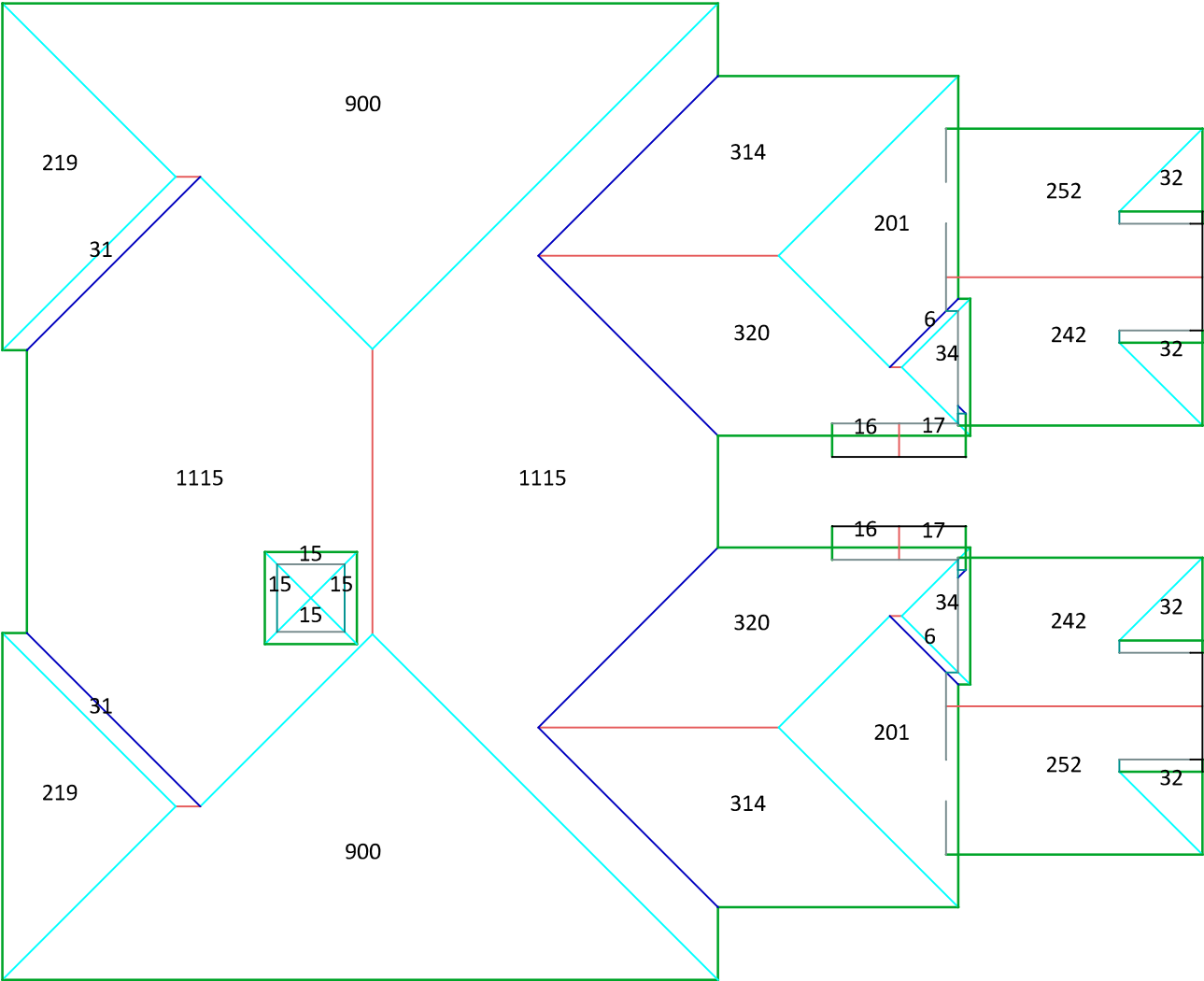
Legend							
Eaves (ft) = 547	Rakes (ft) = 52	Ridges (ft) = 117	Hips (ft) = 375	Valleys (ft) = 148	Apron Flashing (ft) = 22	Step Flashing (ft) = 111	Parapet Lengths (ft) = 0

Client Information:
XXXXX
Ph:987-654-3210
Email:XXXXX@xxxx.xxx

Customer Information
1234 St Name, City ST 00000

Residential Roof Report
Order No.0000

Area Measurements



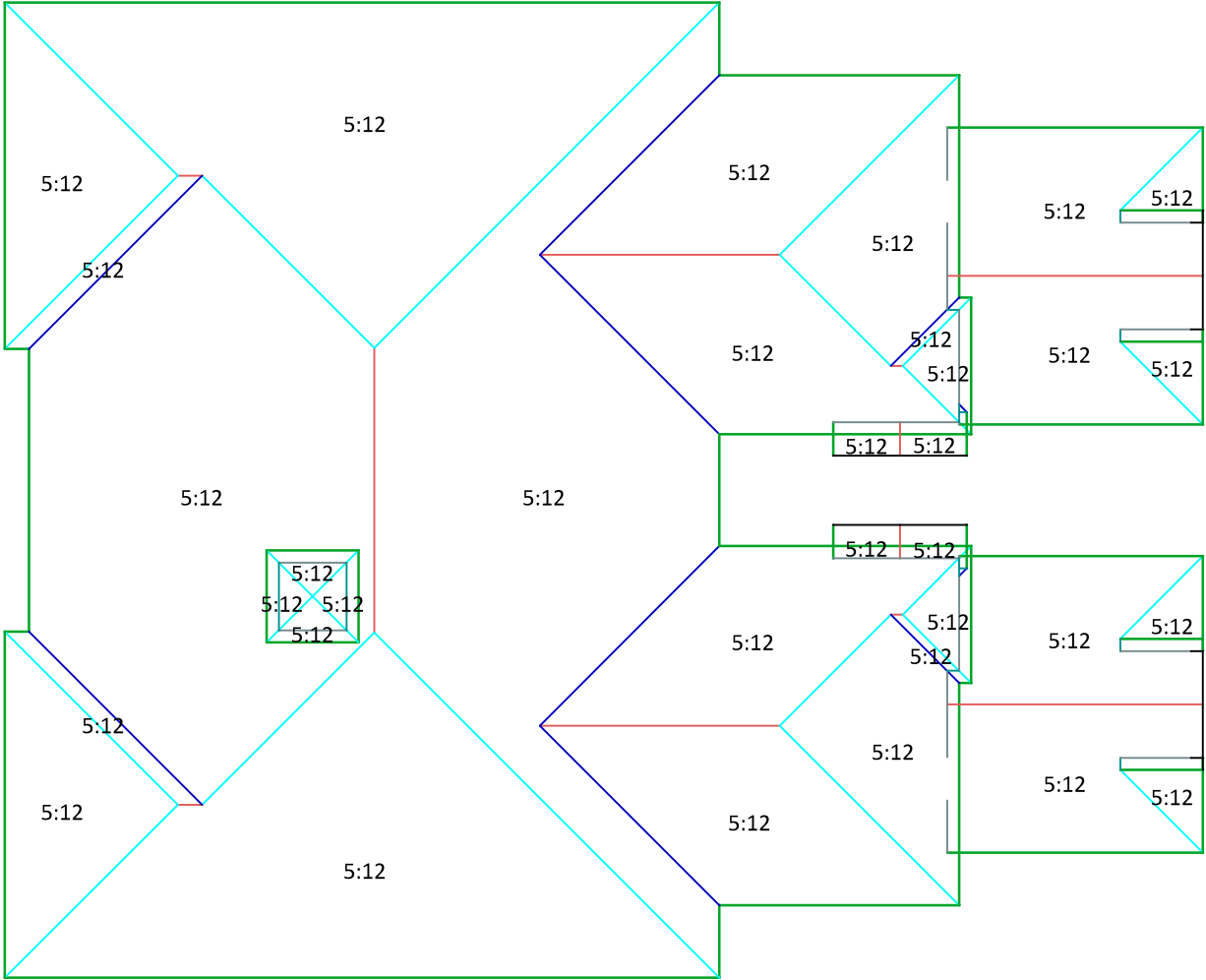
Client Information:
XXXXX
Ph:987-654-3210
Email:XXXXX@xxxx.xxx

Customer Information
1234 St Name, City ST 00000

Residential Roof Report

Order No.0000

Pitch Values



Waste Factor Calculations

Waste Factor Calculation for (75.22) Sq						
5%	10%	12%	15%	18%	20%	25%
78.98	82.74	84.25	86.50	88.76	90.26	94.03

Complexity Rating: 3%

Suggested Waste

Roof Waste % without bundling cap & starter: 10.07% (82.80) Sq

Total Waste % for this roof: 20.08% (90.33) Sq

Note:The above table does not include the extra supplies required for ridge, hip, and starting lengths. The suggested waste factor is supplied as a guide only; real waste percentages may vary depending on a number of uncontrollable factors. Individual installation methods, crew experiences, complexities in the asphalt shingle material, and probable reclamation from the area are a few examples of these waste factor variables, but they are not the only ones. The suggested waste factor from Aerial Estimation may not apply to all results. The proposed waste is not intended to take the place of experience or judgement with regard to any specific replacement or repair job.

Client Information:
XXXXX

Ph:987-654-3210

Email:XXXXX@xxxx.xxx

Customer Information

1234 St Name, City ST 00000

Residential Roof Report

Order No.0000

Street View

